

Plan a picnic on a Budget

Budgeting Activity

You are planning a picnic for you and a friend.

Your budget is **\$15.00**

Steps for planning:

1. Create a menu. Use the menu items here, or find a supermarket flyer to find items and prices.
2. Make a list of the items you need to purchase and the cost of each item.
3. Add to find the total cost of the items.
4. If the total is greater than \$15.00, edit your list by removing items and replacing them with other items. Add to find the total cost of the items.




Picnic Menu Ideas

Soda, water, or juice - \$2.50




Strawberries - \$3.00




Chips - \$2.00



Cookies - \$2.00




Bread - \$2.50



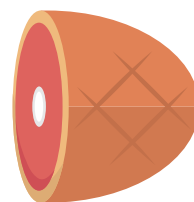
Sliced cheese - \$4.00



Watermelon - \$4.00



Sliced Ham - \$4.50



Peanut Butter - \$3.50



Grape Jelly - \$3.50



Shopping List

Item	Cost
	\$ ____ . ____
	\$ ____ . ____
	\$ ____ . ____
	\$ ____ . ____
	\$ ____ . ____
	\$ ____ . ____
	\$ ____ . ____
	\$ ____ . ____
Total=	\$ ____ . ____

Menu













